

Valo • A Card Game Simple Directions

For details see the users manual.

Valo is a card game that challenges you to use positive and negative numbers!

The first one to get rid of all their cards wins. Lets play!


Step1 Pass out all of the cards in the deck.




Sorting them out by colors makes it easier to play.

Step2 The person who has the black - 10 starts the game by throwing - 10 first.

Then players take turns going clockwise.



If you have - 10!



Start the game!

Step3 How to choose the cards to throw


You can throw one card but it's OK to throw two if they are the same color.

<Good Combinations>

Minus and minus




Minus and plus




<Combinations that are not allowed>


Different colors !



Two plusses !



Different colors and both plusses!




Step4 Start the game! The next person has to throw cards that add up to more than the player before them! If the first player throws -10



-9



-7



+1 and -3 are "-2"



-2 and +5 are "+3"



+8



+10



If all the other players pass or the +10 is thrown, the round is over! The player who threw the last card gets to start again by throwing any card they would like to.

When the round is over, put the cards aside.


You can throw either one or two cards each turn! You don't have to throw the same color as the player before you! Throw the largest value that you can!

When you have to pass

If you don't have a card you are able to throw or if you just don't want to throw a card, just say "Pass!" Then the next person will take their turn. You can pass as many times as you want to!

Step5 The 0 Card

As the game is being played if you can, throw the 0 card. When the 0 Card is thrown, everyone starting with the next person has to throw two cards that amount to 0. Try to throw the two cards that have the largest value! When the round is complete, go back to the usual rules. Start another round!



-4 and -7 are "-11"



-9 and +3 are "-6"




-3 and +2 are "-1"



The 0 card is thrown!



+2 and -2 are "0"



+6 and -6 are "0"



+10 and -10 are thrown to make 0, or if everyone passes, the round is over.



When the round is finished, the 0 Card rule is over! Just the same as before, try to throw the cards either the highest(+) or lowest (-) number.


Hold on to the cards that have a value of 0 together! They are really valuable! It's a good strategy to hold on to a 0 Card too!

Step6 Minus Cards (M Cards)

As the game is being played, if the M Card is thrown, the next player has to throw a card that has a lower value, counting down from 0.



-8 and +3 are "-5"



+4 and -6 are "-2"




The M Card is thrown!



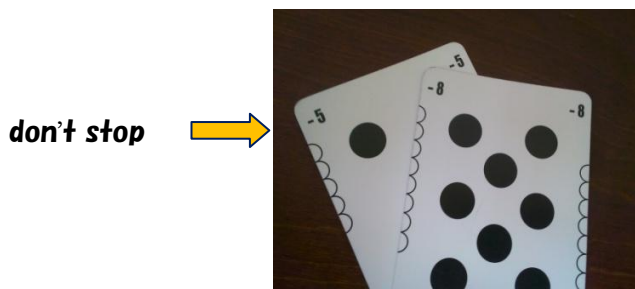
-1 and -3 are -4




-5 and -2 are -7



It's the -10 card, but...



-5 and -8 are -13



-7 and -9 are -16

Everyone passes so the round is finished!

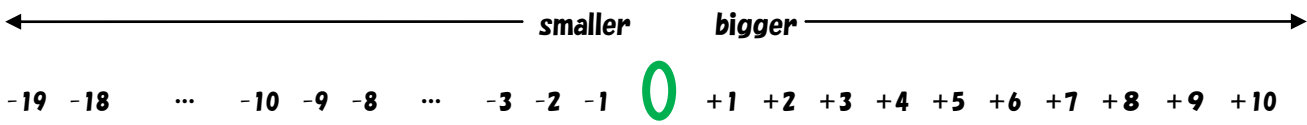
When the M Card round is finished go back to the ordinary rules!

With the M Card, -10 is not the end. Why not? Well, if you combine two cards that are both minus, you can make values that go beyond -11 ! By combining minus cards, you can go as far as -19 !

- when the minus figures get bigger, the number is really getting smaller!



+ when the plus figures get bigger, the number is really getting bigger!



Step7 Warning

Finally, when you only have one card left, you have to announce it by saying "Check!" When all your cards are gone, say "Valo!" BUT, if you throw the 0 Card or M Card last you will lose! Be Careful!

The rules are interesting but difficult. **Enjoy the game!**